



BUREAU OF THE  
**Fiscal Service**

**Oil Spill Liability  
Trust Fund  
70X8185  
Investment Reporting  
FY 2024  
February 29, 2024  
Period Name: 2024-05  
Table of Contents**

|                               | <b>Page(s)</b> |
|-------------------------------|----------------|
| Investment Reports - 70X8185  | 2-6            |
| Investment Reports - 70X81851 | 7-10           |
| Investment Reports - 70X81852 | 11-14          |
| Trial Balance(s)              | 15-18          |
| Balance Sheet                 | 19-22          |
| Income Statement              | 23-26          |
| Monthly Activity              | 27-30          |
| Footnotes                     | 31-32          |

---

**Oil Spill Liability Trust Fund  
Investment Summary  
70X81850 - Oil Spill  
FY 2024  
February 29, 2024  
Period Name: 2024-05**

**Summary of Investment Activity**

|  |                        |
|--|------------------------|
| <b>Beginning Investment Balance</b>                              | 9,280,367,786.40       |
| <b>Investment Transaction Activity Per Actual Date Completed</b> |                        |
| Total Purchases  | 48,208,215,498.80      |
| Total Maturities   | (48,135,978,745.70)    |
| Total Sells  | -                      |
| <b>Total Investment Transactions</b>                             | 72,236,753.10          |
| <b>Transactions that affect Buy/Sell Investment Activity</b>     |                        |
| Total Initial Discount   | 1,600,744.85           |
| Total Initial Premium  | -                      |
| Total Amortization Cost  | (12,730,244.07)        |
| Total Income Earn One Day  | (10,361,063.05)        |
| Total Income on Market Based Investments                         | (7,182,541.24)         |
|  | <u>(28,673,103.51)</u> |
| <b>Monthly Receipts/Disbursement/Residual</b>                    |                        |
| Additions  | (48,750,071.66)        |
| Subtractions   | 2,074,831.22           |
| Residual/ Activity in USSGL 1010                                 | 3,111,590.85           |
|  | <u>(43,563,649.59)</u> |
| <b>Total Transactions that affect Investment Balance</b>         | (72,236,753.10)        |
| <b>Ending Investment Balance</b>                                 | 9,352,604,539.50       |

**Security Balances**

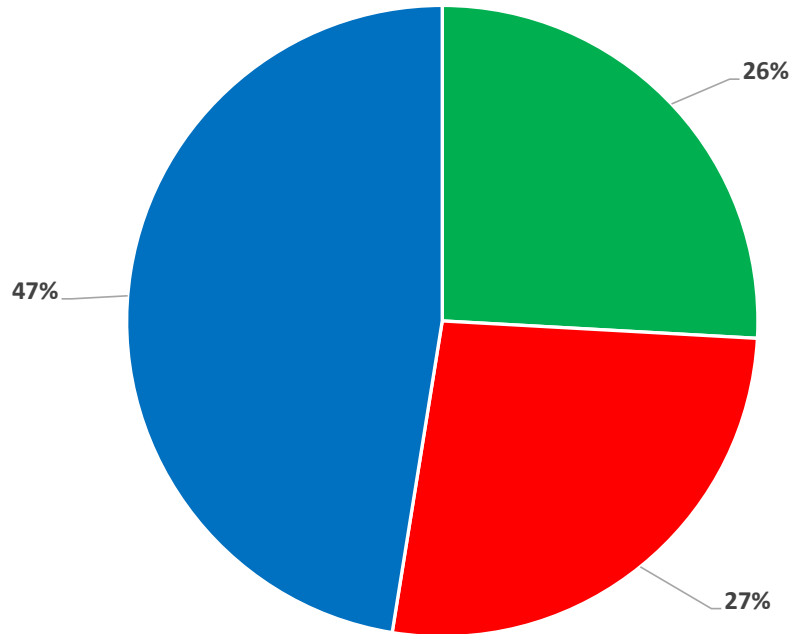
| Security Number    | Type    | Security Description      | Maturity Date | Interest Rate/<br>Coupon Rate | Amount<br>Shar/Par | Initial Discount | Initial Premium | Amortization    | Accrued Income | Estimated Next<br>Coupon Amount | Next Coupon Date | Yield to<br>Maturity | Weighted<br>Yield to<br>Maturity |
|--------------------|---------|---------------------------|---------------|-------------------------------|--------------------|------------------|-----------------|-----------------|----------------|---------------------------------|------------------|----------------------|----------------------------------|
| 912796CX5          | BILLS   | MK BILL 04/18/2024        | 4/18/24       | 0.000%                        | 170,529,770.89     | (5,187,657.17)   | -               | 3,977,203.83    | -              | -                               | -                | 5.38%                | 0.10%                            |
| 912797FH5          | BILLS   | MK BILL 05/16/2024        | 5/16/24       | 0.000%                        | 456,407,699.51     | (14,838,320.92)  | -               | 9,737,648.10    | -              | -                               | -                | 5.40%                | 0.26%                            |
| 912797FS1          | BILLS   | MK BILL 06/13/2024        | 6/13/24       | 0.000%                        | 287,158,020.77     | (9,175,017.51)   | -               | 4,874,228.05    | -              | -                               | -                | 5.30%                | 0.16%                            |
| 912797GB7          | BILLS   | MK BILL 07/11/2024        | 7/11/24       | 0.000%                        | 391,557,173.19     | (10,019,513.43)  | -               | 3,220,557.89    | -              | -                               | -                | 4.82%                | 0.20%                            |
| 912797GK7          | BILLS   | MK BILL 08/08/2024        | 8/8/24        | 0.000%                        | 353,555,946.98     | (9,278,092.94)   | -               | 1,656,802.31    | -              | -                               | -                | 4.95%                | 0.19%                            |
| 912797GL5          | BILLS   | MK BILL 09/05/2024        | 9/5/24        | 0.000%                        | 415,064,700.45     | (11,129,499.22)  | -               | 397,482.12      | -              | -                               | -                | 5.06%                | 0.22%                            |
| 912797LL9          | BILLS   | MK BILL 03/21/2024        | 3/21/24       | 0.000%                        | 419,598,412.66     | (13,302,201.19)  | -               | 12,055,119.83   | -              | -                               | -                | 5.26%                | 0.24%                            |
| 9128283J7          | NOTES   | MK NOTE 2.125% 11/30/2024 | 11/30/24      | 2.125%                        | 361,721,033.95     | (14,073,208.98)  | -               | 9,133,264.84    | 1,911,142.21   | 3,843,285.99                    | 5/31/2024        | 3.99%                | 0.15%                            |
| 912828D56          | NOTES   | MK NOTE 2.375% 08/15/2024 | 8/15/24       | 2.375%                        | 55,038,246.59      | -                | 2,708,913.70    | (2,450,137.59)  | 50,275.32      | 653,579.18                      | 8/15/2024        | 1.34%                | 0.01%                            |
| 912828J27          | NOTES   | MK NOTE 2.000% 02/15/2025 | 2/15/25       | 2.000%                        | 277,288,810.55     | -                | 21,489,882.82   | (17,231,921.79) | 213,299.09     | 2,772,888.11                    | 8/15/2024        | 0.39%                | 0.01%                            |
| 912828V98          | NOTES   | MK NOTE 2.250% 02/15/2027 | 2/15/27       | 2.250%                        | 264,535,177.83     | (7,109,382.91)   | -               | 2,532,736.77    | 228,924.67     | 2,976,020.75                    | 8/15/2024        | 2.86%                | 0.08%                            |
| 912828X70          | NOTES   | MK NOTE 2.000% 04/30/2024 | 4/30/24       | 2.000%                        | 296,967,781.42     | -                | 1,902,449.85    | (1,834,409.02)  | 1,974,346.24   | 2,969,677.81                    | 4/30/2024        | 1.86%                | 0.06%                            |
| 912828XZ8          | NOTES   | MK NOTE 2.750% 06/30/2025 | 6/30/25       | 2.750%                        | 94,581,882.43      | -                | 11,453,274.82   | (8,429,706.36)  | 428,736.55     | 1,300,500.88                    | 6/30/2024        | 0.34%                | 0.00%                            |
| 912828YH7          | NOTES   | MK NOTE 1.500% 09/30/2024 | 9/30/24       | 1.500%                        | 148,142,514.12     | (277,767.21)     | -               | 243,776.43      | 922,855.01     | 1,111,068.86                    | 3/31/2024        | 1.54%                | 0.02%                            |
| 912828ZE3          | NOTES   | MK NOTE 0.625% 03/31/2027 | 3/31/27       | 0.625%                        | 248,668,983.40     | (28,208,387.81)  | -               | 8,771,126.65    | 645,452.28     | 777,090.57                      | 3/31/2024        | 3.31%                | 0.09%                            |
| 91282CAB7          | NOTES   | MK NOTE 0.250% 07/31/2025 | 7/31/25       | 0.250%                        | 90,737,677.95      | -                | 141,777.62      | (101,423.97)    | 180,072.75     | 113,422.10                      | 7/31/2024        | 0.22%                | 0.00%                            |
| 91282CAJ0          | NOTES   | MK NOTE 0.250% 08/31/2025 | 8/31/25       | 0.250%                        | 306,340,076.44     | (287,193.82)     | -               | 200,069.18      | -              | 382,925.10                      | 8/31/2024        | 0.27%                | 0.01%                            |
| 91282CAZA          | NOTES   | MK NOTE 0.375% 11/30/2025 | 11/30/25      | 0.375%                        | 95,501,341.60      | -                | 44,766.25       | (29,017.25)     | 89,043.26      | 179,065.02                      | 5/31/2024        | 0.37%                | 0.00%                            |
| 91282CBQ3          | NOTES   | MK NOTE 0.500% 02/28/2026 | 2/28/26       | 0.500%                        | 66,194,233.47      | (692,970.88)     | -               | 413,045.74      | -              | 165,485.58                      | 8/31/2024        | 0.71%                | 0.01%                            |
| 91282CBT7          | NOTES   | MK NOTE 0.750% 03/31/2026 | 3/31/26       | 0.750%                        | 302,002,000.97     | (2,076,263.76)   | -               | 1,194,830.55    | 940,661.97     | 1,132,507.50                    | 3/31/2024        | 0.89%                | 0.03%                            |
| 91282CBW0          | NOTES   | MK NOTE 0.750% 04/30/2026 | 4/30/26       | 0.750%                        | 152,359,350.02     | -                | 999,858.24      | (540,063.76)    | 379,851.95     | 571,347.56                      | 4/30/2024        | 0.61%                | 0.01%                            |
| 91282CCG4          | NOTES   | MK NOTE 0.250% 06/15/2024 | 6/15/24       | 0.250%                        | 146,284,675.32     | (3,885,686.69)   | -               | 1,791,811.50    | 75,940.13      | 182,855.84                      | 6/15/2024        | 5.30%                | 0.08%                            |
| 91282CCJ8          | NOTES   | MK NOTE 0.875% 06/30/2026 | 6/30/26       | 0.875%                        | 169,426,441.86     | (2,356,086.45)   | -               | 1,161,401.33    | 244,365.06     | 741,240.68                      | 6/30/2024        | 1.18%                | 0.02%                            |
| 91282CCW9          | NOTES   | MK NOTE 0.750% 08/31/2026 | 8/31/26       | 0.750%                        | 61,771,339.91      | (1,216,123.26)   | -               | 568,120.47      | -              | 231,642.52                      | 8/31/2024        | 1.18%                | 0.01%                            |
| 91282CDG3          | NOTES   | MK NOTE 1.125% 10/31/2026 | 10/31/26      | 1.125%                        | 205,275,269.20     | (7,473,302.77)   | -               | 3,156,926.47    | 767,667.47     | 1,154,673.39                    | 4/30/2024        | 1.94%                | 0.04%                            |
| 91282CEN7          | NOTES   | MK NOTE 2.750% 04/30/2027 | 4/30/27       | 2.750%                        | 45,504,880.35      | (2,253,913.61)   | -               | 566,504.37      | 415,982.11     | 625,692.10                      | 4/30/2024        | 4.01%                | 0.02%                            |
| 91282CET4          | NOTES   | MK NOTE 2.625% 05/31/2027 | 5/31/27       | 2.625%                        | 31,189,545.56      | (1,340,175.79)   | -               | 314,917.93      | 203,562.92     | 409,362.79                      | 5/31/2024        | 3.71%                | 0.01%                            |
| 91282CEW7          | NOTES   | MK NOTE 3.250% 06/30/2027 | 6/30/27       | 3.250%                        | 61,722,274.02      | (1,205,513.16)   | -               | 244,689.85      | 330,655.04     | 1,002,986.95                    | 6/30/2024        | 3.75%                | 0.02%                            |
| 91282CFB2          | NOTES   | MK NOTE 2.750% 07/31/2027 | 7/31/27       | 2.750%                        | 472,723,282.58     | (28,289,533.94)  | -               | 4,216,429.17    | 1,035,705.54   | 6,499,945.14                    | 7/31/2024        | 4.37%                | 0.22%                            |
| 91282CFU0          | NOTES   | MK NOTE 4.125% 10/31/2027 | 10/31/27      | 4.125%                        | 180,916,517.72     | (4,381,571.91)   | -               | 407,158.39      | 2,480,768.05   | 3,731,403.18                    | 4/30/2024        | 4.79%                | 0.09%                            |
| 91282CGH8          | NOTES   | MK NOTE 3.500% 01/31/2028 | 1/31/28       | 3.500%                        | 303,650,785.63     | (4,697,098.09)   | -               | 89,601.58       | 846,718.54     | 5,313,888.75                    | 7/31/2024        | 3.92%                | 0.13%                            |
| ONE DAY 02/29/2024 | ONE DAY | ONE DAY 5.400% 03/01/2024 | 3/1/24        | 5.400%                        | 2,420,188,692.16   | -                | -               | -               | -              | -                               | -                | 5.40%                | 1.40%                            |

| Security Number | Type | Security Description | Maturity Date | Interest Rate/<br>Coupon Rate | Amount<br>Shar/Par      | Initial Discount        | Initial Premium      | Amortization         | Accrued Income       | Estimated Next<br>Coupon Amount | Next Coupon Date | Yield to<br>Maturity | Weighted<br>Yield to<br>Maturity |
|-----------------|------|----------------------|---------------|-------------------------------|-------------------------|-------------------------|----------------------|----------------------|----------------------|---------------------------------|------------------|----------------------|----------------------------------|
|                 |      |                      |               |                               | -                       | -                       | -                    | -                    | -                    | -                               |                  |                      |                                  |
|                 |      |                      |               |                               | -                       | -                       | -                    | -                    | -                    | -                               |                  |                      |                                  |
|                 |      |                      |               |                               | -                       | -                       | -                    | -                    | -                    | -                               |                  |                      |                                  |
|                 |      |                      |               |                               | -                       | -                       | -                    | -                    | -                    | -                               |                  |                      |                                  |
|                 |      |                      |               |                               | -                       | -                       | -                    | -                    | -                    | -                               |                  |                      |                                  |
|                 |      |                      |               |                               | -                       | -                       | -                    | -                    | -                    | -                               |                  |                      |                                  |
|                 |      |                      |               |                               | -                       | -                       | -                    | -                    | -                    | -                               |                  |                      |                                  |
| <b>Total</b>    |      |                      |               |                               | <b>9,352,604,539.50</b> | <b>(182,754,483.42)</b> | <b>38,740,923.30</b> | <b>40,308,773.61</b> | <b>14,204,026.16</b> | <b>38,842,556.35</b>            |                  | <b>2.95%</b>         | <b>3.91%</b>                     |

**Oil Spill Liability Trust Fund**  
**70X81850 - Oil Spill**  
**FY 2024**  
**February 29, 2024**  
**Period Name: 2024-05**

### Investment Allocation

■ ONE DAY    ■ BILLS    ■ NOTES



| Investment Allocation |                         |             |
|-----------------------|-------------------------|-------------|
| Type                  | Amount Shar/Par         | Percentage  |
| ONE DAY               | 2,420,188,692.16        | 26%         |
| BILLS                 | 2,493,871,724.45        | 27%         |
| NOTES                 | 4,438,544,122.89        | 47%         |
| <b>Total</b>          | <b>9,352,604,539.50</b> | <b>100%</b> |





**Oil Spill Liability Trust Fund**  
**Investment Summary**  
**70X81851 - Denali**  
**FY 2024**  
**February 29, 2024**  
**Period Name: 2024-05**

**Summary of Investment Activity**

|  |                  |                |
|--|------------------|----------------|
| <b>Beginning Investment Balance</b>                              |                  | 181,472,289.49 |
| <b>Investment Transaction Activity Per Actual Date Completed</b> |                  |                |
| Total Purchases  | 837,561,571.03   |                |
| Total Maturities   | (837,379,785.30) |                |
| Total Sells  | -                |                |
| <b>Total Investment Transactions</b>                             |                  | 181,785.73     |
| <b>Transactions that affect Buy/Sell Investment Activity</b>     |                  |                |
| Total Initial Discount   | -                |                |
| Total Initial Premium  | -                |                |
| Total Amortization Cost  | -                |                |
| Total Income Earn One Day  | (181,785.73)     |                |
| Total Income on Market Based Investments                         | -                |                |
|  | (181,785.73)     |                |
| <b>Monthly Receipts/Disbursement/Residual</b>                    |                  |                |
| Additions  | -                |                |
| Subtractions   | -                |                |
| Residual/ Activity in USSGL 1010                                 | -                |                |
|  | -                |                |
| <b>Total Transactions that affect Investment Balance</b>         | (181,785.73)     |                |
| <b>Ending Investment Balance</b>                                 |                  | 181,654,075.22 |

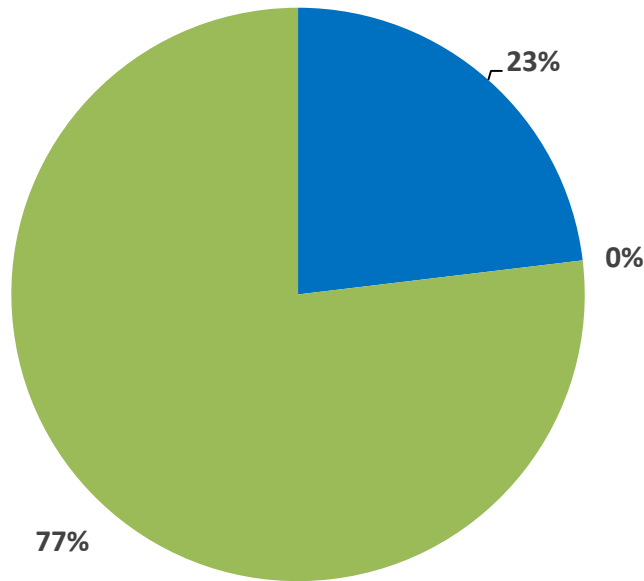
**Security Balances**

| Security Number    | Type    | Security Description      | Maturity Date | Interest Rate/<br>Coupon Rate | Amount<br>Shar/Par    | Initial Discount    | Initial Premium     | Amortization          | Accrued Income    | Estimated Next<br>Coupon Amount | Next Coupon<br>Date | Yield to<br>Maturity | weighted<br>Yield to<br>Maturity |
|--------------------|---------|---------------------------|---------------|-------------------------------|-----------------------|---------------------|---------------------|-----------------------|-------------------|---------------------------------|---------------------|----------------------|----------------------------------|
| 912828R36          | NOTES   | MK NOTE 1.625% 05/15/2026 | 5/15/26       | 1.625%                        | 32,505,375.67         | -                   | 1,264,662.27        | (699,633.09)          | 153,820.08        | 264,106.18                      | 5/15/2024           | 5.38%                | 0.96%                            |
| 912828WJ5          | NOTES   | MK NOTE 2.500% 05/15/2024 | 5/15/24       | 2.500%                        | 34,436,305.25         | -                   | 521,925.25          | (499,281.89)          | 250,703.87        | 430,453.81                      | 5/15/2024           | 5.40%                | 1.02%                            |
| 912828WJ5          | NOTES   | MK NOTE 2.500% 05/15/2024 | 5/15/24       | 2.500%                        | 493,165.40            | -                   | 18,262.53           | (17,396.63)           | 3,590.35          | 6,164.57                        | 5/15/2024           | 5.30%                | 0.01%                            |
| 912828X88          | NOTES   | MK NOTE 2.375% 05/15/2027 | 5/15/27       | 2.375%                        | 40,883,086.50         | (887,929.53)        | -                   | 303,963.87            | 282,755.97        | 485,486.65                      | 5/15/2024           | 4.82%                | 1.08%                            |
| 912828XB1          | NOTES   | MK NOTE 2.125% 05/15/2025 | 5/15/25       | 2.125%                        | 31,087,446.24         | -                   | 1,908,963.50        | (1,328,041.69)        | 192,374.92        | 330,304.12                      | 5/15/2024           | 4.95%                | 0.85%                            |
| 912828XB1          | NOTES   | MK NOTE 2.125% 05/15/2025 | 5/15/25       | 2.125%                        | 165,073.10            | -                   | 6,473.96            | (4,218.02)            | 1,021.50          | 1,753.90                        | 5/15/2024           | 5.06%                | 0.00%                            |
| 912828XB1          | NOTES   | MK NOTE 2.125% 05/15/2025 | 5/15/25       | 2.125%                        | 118,933.82            | (6,039.61)          | -                   | 3,045.97              | 735.98            | 1,263.67                        | 5/15/2024           | 5.26%                | 0.00%                            |
| ONE DAY 02/29/2024 | ONE DAY | ONE DAY 5.400% 03/01/2024 | 3/1/24        | 5.400%                        | 41,964,689.24         | -                   | -                   | -                     | -                 | -                               | -                   | 3.99%                | 0.92%                            |
|                    |         |                           |               |                               | -                     | -                   | -                   | -                     | -                 | -                               | -                   | -                    | -                                |
|                    |         |                           |               |                               | -                     | -                   | -                   | -                     | -                 | -                               | -                   | -                    | -                                |
|                    |         |                           |               |                               | -                     | -                   | -                   | -                     | -                 | -                               | -                   | -                    | -                                |
|                    |         |                           |               |                               | -                     | -                   | -                   | -                     | -                 | -                               | -                   | -                    | -                                |
|                    |         |                           |               |                               | -                     | -                   | -                   | -                     | -                 | -                               | -                   | -                    | -                                |
|                    |         |                           |               |                               | -                     | -                   | -                   | -                     | -                 | -                               | -                   | -                    | -                                |
|                    |         |                           |               |                               | -                     | -                   | -                   | -                     | -                 | -                               | -                   | -                    | -                                |
|                    |         |                           |               |                               | -                     | -                   | -                   | -                     | -                 | -                               | -                   | -                    | -                                |
|                    |         |                           |               |                               | -                     | -                   | -                   | -                     | -                 | -                               | -                   | -                    | -                                |
|                    |         |                           |               |                               | -                     | -                   | -                   | -                     | -                 | -                               | -                   | -                    | -                                |
|                    |         |                           |               |                               | -                     | -                   | -                   | -                     | -                 | -                               | -                   | -                    | -                                |
| <b>Total</b>       |         |                           |               |                               | <b>181,654,075.22</b> | <b>(893,969.14)</b> | <b>3,720,287.51</b> | <b>(2,241,561.48)</b> | <b>885,002.67</b> | <b>1,519,532.90</b>             |                     | <b>5.02%</b>         | <b>4.86%</b>                     |

**Oil Spill Liability Trust Fund**  
**70X81851 - Denali**  
**FY 2024**  
**February 29, 2024**  
**Period Name: 2024-05**

### Investment Allocation

■ ONE DAY    ■ BILLS    ■ NOTES



| Investment Allocation |                       |             |
|-----------------------|-----------------------|-------------|
| Type                  | Amount Shar/Par       | Percentage  |
| ONE DAY               | 41,964,689.24         | 23%         |
| NOTES                 | 139,689,385.98        | 77%         |
| <b>Total</b>          | <b>181,654,075.22</b> | <b>100%</b> |

-







**Oil Spill Liability Trust Fund**  
**Investment Summary**  
**70X81852 - OSRI**  
**FY 2024**  
**February 29, 2024**  
**Period Name: 2024-05**

**Summary of Investment Activity**

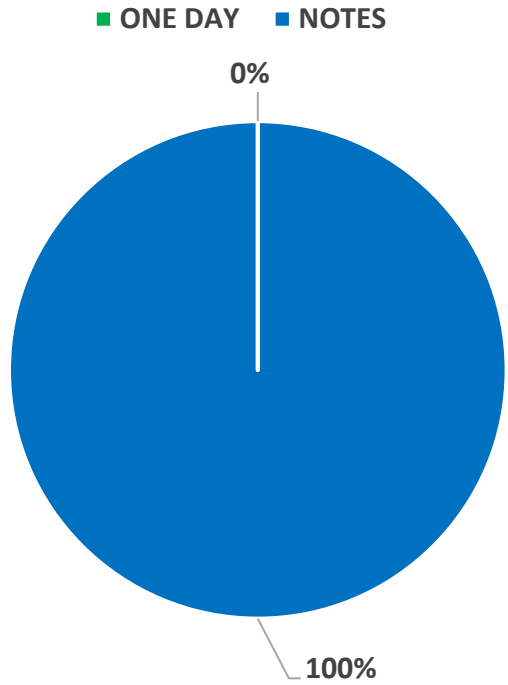
|  |               |
|--|---------------|
| <b>Beginning Investment Balance</b>                              | 35,394,783.15 |
| <b>Investment Transaction Activity Per Actual Date Completed</b> |               |
| Total Purchases  | -             |
| Total Maturities   | -             |
| Total Sells  | -             |
| <b>Total Investment Transactions</b>                             | -             |
| <b>Transactions that affect Buy/Sell Investment Activity</b>     |               |
| Total Initial Discount   | -             |
| Total Initial Premium  | -             |
| Total Amortization Cost  | -             |
| Total Income Earn One Day  | -             |
| Total Income on Market Based Investments                         | -             |
| <b>Monthly Receipts/Disbursement/Residual</b>                    |               |
| Additions  | -             |
| Subtractions   | -             |
| Residual/ Activity in USSGL 1010                                 | -             |
| <b>Total Transactions that affect Investment Balance</b>         | -             |
| <b>Ending Investment Balance</b>                                 | 35,394,783.15 |

**Security Balances**

| Security Number | Type  | Security Description      | Maturity Date | Interest Rate/<br>Coupon Rate | Amount<br>Shar/Par   | Initial<br>Discount | Initial<br>Premium | Amortization      | Accrued Income    | Estimated Next<br>Coupon Amount | Next Coupon<br>Date | Yield to<br>Maturity | weighted<br>Yield to<br>Maturity |
|-----------------|-------|---------------------------|---------------|-------------------------------|----------------------|---------------------|--------------------|-------------------|-------------------|---------------------------------|---------------------|----------------------|----------------------------------|
| 9128283F5       | NOTES | MK NOTE 2.250% 11/15/2027 | 11/15/27      | 2.250%                        | 3,428,481.74         | (32,142.02)         | -                  | 19,344.18         | 22,464.09         | 38,570.42                       | 5/15/2024           | 5.38%                | 0.52%                            |
| 9128285M8       | NOTES | MK NOTE 3.125% 11/15/2028 | 11/15/28      | 3.125%                        | 3,434,368.87         | -                   | 8,585.92           | (4,216.44)        | 31,253.70         | 53,662.01                       | 5/15/2024           | 5.40%                | 0.52%                            |
| 912828G38       | NOTES | MK NOTE 2.250% 11/15/2024 | 11/15/24      | 2.500%                        | 3,662,065.99         | (27,465.50)         | -                  | 25,309.22         | 23,994.58         | 41,198.24                       | 5/15/2024           | 5.30%                | 0.55%                            |
| 912828M56       | NOTES | MK NOTE 2.250% 11/15/2025 | 11/15/25      | 2.375%                        | 2,999,029.83         | -                   | 1,405.79           | (1,143.16)        | 19,650.24         | 33,739.09                       | 5/15/2024           | 4.82%                | 0.41%                            |
| 912828M56       | NOTES | MK NOTE 2.250% 11/15/2025 | 11/15/25      | 2.125%                        | 541,885.58           | (2,540.09)          | -                  | 2,064.35          | 3,550.54          | 6,096.21                        | 5/15/2024           | 4.95%                | 0.08%                            |
| 912828U24       | NOTES | MK NOTE 2.000% 11/15/2026 | 11/15/26      | 2.125%                        | 3,481,108.46         | (75,605.32)         | -                  | 53,443.39         | 20,274.59         | 34,811.08                       | 5/15/2024           | 5.06%                | 0.50%                            |
| 912828YS3       | NOTES | MK NOTE 1.750% 11/15/2029 | 11/15/29      | 2.125%                        | 3,674,761.99         | (26,412.35)         | -                  | 10,755.15         | 18,727.15         | 32,154.17                       | 5/15/2024           | 5.26%                | 0.55%                            |
| 91282CAV3       | NOTES | MK NOTE 0.875% 11/15/2030 | 11/15/30      | 5.400%                        | 3,516,461.49         | (9,890.05)          | -                  | 3,157.91          | 8,960.21          | 15,384.52                       | 5/15/2024           | 3.99%                | 0.40%                            |
| 91282CDJ7       | NOTES | MK NOTE 1.375% 11/15/2031 | 11/15/31      | 0.000%                        | 3,669,568.18         | (79,125.06)         | -                  | 17,046.57         | 14,693.39         | 25,228.28                       | 5/15/2024           | 1.34%                | 0.14%                            |
| 91282CFV8       | NOTES | MK NOTE 4.125% 11/15/2032 | 11/15/32      | 0.000%                        | 3,559,288.98         | -                   | 96,212.03          | (10,507.86)       | 42,755.47         | 73,410.34                       | 5/15/2024           | 0.39%                | 0.04%                            |
| 91282CJJ1       | NOTES | MK NOTE 4.500% 11/15/2033 | 11/15/33      | 0.000%                        | 3,427,762.04         | (6,962.64)          | -                  | 163.35            | 44,918.75         | 77,124.65                       | 5/15/2024           | 2.86%                | 0.28%                            |
|                 |       |                           |               |                               |                      |                     |                    |                   |                   |                                 |                     |                      |                                  |
|                 |       |                           |               |                               |                      |                     |                    |                   |                   |                                 |                     |                      |                                  |
|                 |       |                           |               |                               |                      |                     |                    |                   |                   |                                 |                     |                      |                                  |
|                 |       |                           |               |                               |                      |                     |                    |                   |                   |                                 |                     |                      |                                  |
|                 |       |                           |               |                               |                      |                     |                    |                   |                   |                                 |                     |                      |                                  |
|                 |       |                           |               |                               |                      |                     |                    |                   |                   |                                 |                     |                      |                                  |
|                 |       |                           |               |                               |                      |                     |                    |                   |                   |                                 |                     |                      |                                  |
|                 |       |                           |               |                               |                      |                     |                    |                   |                   |                                 |                     |                      |                                  |
|                 |       |                           |               |                               |                      |                     |                    |                   |                   |                                 |                     |                      |                                  |
|                 |       |                           |               |                               |                      |                     |                    |                   |                   |                                 |                     |                      |                                  |
|                 |       |                           |               |                               |                      |                     |                    |                   |                   |                                 |                     |                      |                                  |
|                 |       |                           |               |                               |                      |                     |                    |                   |                   |                                 |                     |                      |                                  |
| <b>Total</b>    |       |                           |               |                               | <b>35,394,783.15</b> | <b>(260,143.03)</b> | <b>106,203.74</b>  | <b>115,416.66</b> | <b>251,242.71</b> | <b>431,379.01</b>               |                     | <b>4.07%</b>         | <b>3.97%</b>                     |

**Oil Spill Liability Trust Fund**  
**70X81852 - OSRI**  
**FY 2024**  
**February 29, 2024**  
**Period Name: 2024-05**

## Investment Allocation



| <b>Investment Allocation</b> |                        |                   |
|------------------------------|------------------------|-------------------|
| <b>Type</b>                  | <b>Amount Shar/Par</b> | <b>Percentage</b> |
| ONE DAY                      | -                      | 0%                |
| NOTES                        | 35,394,783.15          | 100%              |
| <b>Total</b>                 | <b>35,394,783.15</b>   | <b>100%</b>       |

-





**Oil Spill Liability Trust Fund**  
**Investment Related - Trial Balance - Unaudited**  
**70X8185 - Combined**  
**FY 2024**  
**February 1, 2024 through February 29, 2024**  
**Period Name: 2024-05**

| USSGL              | COST CENTER  | USSGL/COST CENTER DESCRIPTION   | MANDATORY(M)/DISCRETIONARY(D)<br>BALANCE(B)/NEW/(N),<br>COMBINATION(X) | BEGINNING MONTHLY<br>BALANCE | NET MONTHLY ACTIVITY  | YEAR TO DATE BALANCE     |
|--------------------|--------------|---|--|------------------------------|-----------------------|--------------------------|
| 101000             | -            | FUND BALANCE WITH TREASURY  | -  | -933,611.14                  | 3,111,590.85          | 2,177,979.71             |
| 134200             | -            | INTEREST RECEIVABLE - INVESTMENTS   | -  | 16,035,138.41                | -694,866.87           | 15,340,271.54            |
| 161000             | -            | INVESTMENTS IN U.S. TREASURY SECURITIES ISSUED BY THE BUREAU OF THE FISCAL SERVICE                          | -  | 9,497,234,859.04             | 72,418,538.83         | 9,569,653,397.87         |
| 161100             | -            | DISCOUNT ON U.S. TREASURY SECURITIES ISSUED BY THE BUREAU OF THE FISCAL SERVICE                             | -  | -185,509,340.44              | 1,600,744.85          | -183,908,595.59          |
| 161200             | -            | PREMIUM ON U.S. TREASURY SECURITIES ISSUED BY THE BUREAU OF THE FISCAL SERVICE                              | -  | 42,567,414.55                | 0.00                  | 42,567,414.55            |
| 161300             | -            | AMORTIZATION OF DISCOUNT AND PREMIUM ON U.S. TREASURY SECURITIES ISSUED BY THE BUREAU OF THE FISCAL SERVICE | -  | 38,860,054.33                | -677,425.54           | 38,182,628.79            |
| 331000             | -            | CUMULATIVE RESULTS OF OPERATIONS  | -  | -9,185,693,258.57            | 0.00                  | -9,185,693,258.57        |
| <b>Subtotal</b>    |              |   |  | <b>222,561,256.18</b>        | <b>75,758,582.12</b>  | <b>298,319,838.30</b>    |
| 411400             | TFMA53110010 | INTEREST ON INVESTMENTS   | DN   | 124,353,384.35               | 30,455,634.09         | 154,809,018.44           |
|                    | TFMA53200100 | FINES & PENALTIES (.001), (.003)  | DN   | 31,883.68                    | 2,382,348.98          | 2,414,232.66             |
|                    | TFMA58044200 | EXCISE TAXES  | DN   | 146,111,000.00               | 41,515,000.00         | 187,626,000.00           |
|                    | TFMA59000800 | COST RECOVERIES (.004)  | DN   | 708,645.19                   | 4,852,722.68          | 5,561,367.87             |
| <b>Subtotal</b>    |              |   |  | <b>271,204,913.22</b>        | <b>79,205,705.75</b>  | <b>350,410,618.97</b>    |
| 412900             | TFMA57651400 | TRANSFERS TO INTERIOR   | DN   | -5,156,000.00                | 0.00                  | -5,156,000.00            |
|                    | TFMA57652100 | TRANSFER TO DENALI COMMISSION   | DN   | -2,322,005.38                | 0.00                  | -2,322,005.38            |
|                    | TFMA57652700 | TRANSFERS TO COAST GUARD - 70X8312  | DN   | -18,000,000.00               | 0.00                  | -18,000,000.00           |
|                    | TFMA57652800 | TRANSFERS TO COAST GUARD - 70X8349  | DN   | -8,631,510.91                | -2,061,081.22         | -10,692,592.13           |
|                    | TFMA57654300 | TRANSFERS TO EPA - FY APPROPRIATIONS  | DN   | -7,537,588.00                | 0.00                  | -7,537,588.00            |
| <b>Subtotal</b>    |              |   |  | <b>-41,647,104.29</b>        | <b>-2,061,081.22</b>  | <b>-43,708,185.51</b>    |
| 420100             | -            | PRIOR YEAR DELIVERED ORDERS - OBLIGATIONS-PAID  | DB   | -3,148.98                    | 0.00                  | -3,148.98                |
|                    | -            | PRIOR YEAR DELIVERED ORDERS - OBLIGATIONS-PAID  | DN   | -2,030,097.97                | 0.00                  | -2,030,097.97            |
|                    | -            | TOTAL ACTUAL RESOURCES - COLLECTED  | DB   | 87,166,116.63                | 0.00                  | 87,166,116.63            |
|                    | -            | TOTAL ACTUAL RESOURCES - COLLECTED  | DN   | 8,996,156,228.85             | 0.00                  | 8,996,156,228.85         |
| <b>Subtotal</b>    |              |   |  | <b>9,081,289,098.53</b>      | <b>0.00</b>           | <b>9,081,289,098.53</b>  |
| 439400             | TFMA53110010 | INTEREST ON INVESTMENTS   | DN   | -124,353,384.35              | -30,455,634.09        | -154,809,018.44          |
|                    | TFMA53200100 | FINES & PENALTIES (.001), (.003)  | DN   | -31,883.68                   | -2,382,348.98         | -2,414,232.66            |
|                    | TFMA57651400 | TRANSFERS TO INTERIOR   | DN   | 5,156,000.00                 | 0.00                  | 5,156,000.00             |
|                    | TFMA57652100 | TRANSFER TO DENALI COMMISSION   | DN   | 2,322,005.38                 | 0.00                  | 2,322,005.38             |
|                    | TFMA57652700 | TRANSFERS TO COAST GUARD - 70X8312  | DN   | 18,000,000.00                | 0.00                  | 18,000,000.00            |
|                    | TFMA57652800 | TRANSFERS TO COAST GUARD - 70X8349  | DN   | 8,631,510.91                 | 2,061,081.22          | 10,692,592.13            |
|                    | TFMA57654300 | TRANSFERS TO EPA - FY APPROPRIATIONS  | DN   | 7,537,588.00                 | 0.00                  | 7,537,588.00             |
|                    | TFMA58044200 | EXCISE TAXES  | DN   | -146,111,000.00              | -41,515,000.00        | -187,626,000.00          |
|                    | TFMA59000800 | COST RECOVERIES (.004)  | DN   | -708,645.19                  | -4,852,722.68         | -5,561,367.87            |
|                    | TFMA61001200 | FISCAL SERVICE - REIMBURSABLE BILLING - OS  | DN   | 55,000.00                    | 13,750.00             | 68,750.00                |
|                    | XXXXXXXXXXXX | RECEIPTS UNAVAILABLE FOR OBLIGATION UPON COLLECTION   | XX   | -9,081,289,098.53            | 0.00                  | -9,081,289,098.53        |
| <b>Subtotal</b>    |              |   |  | <b>-9,310,791,907.46</b>     | <b>-77,130,874.53</b> | <b>-9,387,922,781.99</b> |
| 490200             | TFMA61001200 | FISCAL SERVICE - REIMBURSABLE BILLING - OS  | DN   | 55,000.00                    | -13,750.00            | 68,750.00                |
| <b>Subtotal</b>    |              |   |  | <b>55,000.00</b>             | <b>-13,750.00</b>     | <b>68,750.00</b>         |
| 531100             | TFMA53110010 | INTEREST ON INVESTMENTS   | -  | -117,411,831.60              | -29,083,341.68        | -146,495,173.28          |
| <b>Subtotal</b>    |              |   |  | <b>-117,411,831.60</b>       | <b>-29,083,341.68</b> | <b>-146,495,173.28</b>   |
| 532000             | TFMA53200100 | FINES & PENALTIES (.001), (.003)  | -  | -31,883.68                   | -2,382,348.98         | -2,414,232.66            |
| <b>Subtotal</b>    |              |   |  | <b>-31,883.68</b>            | <b>-2,382,348.98</b>  | <b>-2,414,232.66</b>     |
| 576500             | TFMA57651400 | TRANSFERS TO INTERIOR   | -  | 5,156,000.00                 | 0.00                  | 5,156,000.00             |
|                    | TFMA57652100 | TRANSFER TO DENALI COMMISSION   | -  | 2,322,005.38                 | 0.00                  | 2,322,005.38             |
|                    | TFMA57652700 | TRANSFERS TO COAST GUARD - 70X8312  | -  | 18,000,000.00                | 0.00                  | 18,000,000.00            |
|                    | TFMA57652800 | TRANSFERS TO COAST GUARD - 70X8349  | -  | 8,631,510.91                 | 2,061,081.22          | 10,692,592.13            |
|                    | TFMA57654300 | TRANSFERS TO EPA - FY APPROPRIATIONS  | -  | 7,537,588.00                 | 0.00                  | 7,537,588.00             |
| <b>Subtotal</b>    |              |   |  | <b>41,647,104.29</b>         | <b>2,061,081.22</b>   | <b>43,708,185.51</b>     |
| 580400             | TFMA58044200 | EXCISE TAXES  | -  | -146,111,000.00              | -41,515,000.00        | -187,626,000.00          |
| <b>Subtotal</b>    |              |   |  | <b>-146,111,000.00</b>       | <b>-41,515,000.00</b> | <b>-187,626,000.00</b>   |
| 590000             | TFMA59000800 | COST RECOVERIES (.004)  | -  | -708,645.19                  | -4,852,722.68         | -5,561,367.87            |
| <b>Subtotal</b>    |              |   |  | <b>-708,645.19</b>           | <b>-4,852,722.68</b>  | <b>-5,561,367.87</b>     |
| 610000             | TFMA61001200 | FISCAL SERVICE - REIMBURSABLE BILLING - OS  | -  | 55,000.00                    | 13,750.00             | 68,750.00                |
| <b>Subtotal</b>    |              |   |  | <b>55,000.00</b>             | <b>13,750.00</b>      | <b>68,750.00</b>         |
| <b>Grand Total</b> |              |   |  | <b>0.00</b>                  | <b>0.00</b>           | <b>0.00</b>              |

**Oil Spill Liability Trust Fund**  
**Investment Related - Trial Balance - Unaudited**  
**70X81850 - Oil Spill**  
**FY 2024**  
**February 1, 2024 through February 29, 2024**  
**Period Name: 2024-05**

| USSGL              | COST CENTER  | USSGL/COST CENTER DESCRIPTION   | MANDATORY(M)/DISCRETIONARY(D) BALANCE(B)/NEW(N), COMBINATION(XX) | BEGINNING MONTHLY BALANCE | NET MONTHLY ACTIVITY  | YEAR TO DATE BALANCE     |
|--------------------|--------------|---|--|---------------------------|-----------------------|--------------------------|
| 101000             | -            | FUND BALANCE WITH TREASURY  | -  | -933,611.14               | 3,111,590.85          | 2,177,979.71             |
| 134200             | -            | INTEREST RECEIVABLE - INVESTMENTS   | -  | 15,209,752.60             | -1,005,726.44         | 14,204,026.16            |
| 161000             | -            | INVESTMENTS IN U.S. TREASURY SECURITIES ISSUED BY THE BUREAU OF THE FISCAL SERVICE                          | -  | 9,280,367,786.40          | 72,236,753.10         | 9,352,604,539.50         |
| 161100             | -            | DISCOUNT ON U.S. TREASURY SECURITIES ISSUED BY THE BUREAU OF THE FISCAL SERVICE                             | -  | -184,355,228.27           | 1,600,744.85          | -182,754,483.42          |
| 161200             | -            | PREMIUM ON U.S. TREASURY SECURITIES ISSUED BY THE BUREAU OF THE FISCAL SERVICE                              | -  | 38,740,923.30             | 0.00                  | 38,740,923.30            |
| 161300             | -            | AMORTIZATION OF DISCOUNT AND PREMIUM ON U.S. TREASURY SECURITIES ISSUED BY THE BUREAU OF THE FISCAL SERVICE | -  | 40,933,928.62             | -625,155.01           | 40,308,773.61            |
| 331000             | -            | CUMULATIVE RESULTS OF OPERATIONS  | -  | -8,966,107,823.36         | 0.00                  | -8,966,107,823.36        |
| <b>Subtotal</b>    |              |   |  | <b>223,855,728.15</b>     | <b>75,318,207.35</b>  | <b>299,173,935.50</b>    |
| 411400             | TFMA53110010 | INTEREST ON INVESTMENTS   | DN   | 121,654,172.63            | 30,273,848.36         | 151,928,020.99           |
|                    | TFMA53200100 | FINES & PENALTIES (.001), (.003)  | DN   | 31,883.68                 | 2,382,348.98          | 2,414,232.66             |
|                    | TFMA58044200 | EXCISE TAXES  | DN   | 146,111,000.00            | 41,515,000.00         | 187,626,000.00           |
|                    | TFMA59000800 | COST RECOVERIES (.004)  | DN   | 708,645.19                | 4,852,722.68          | 5,561,367.87             |
| <b>Subtotal</b>    |              |   |  | <b>268,505,701.50</b>     | <b>79,023,920.02</b>  | <b>347,529,621.52</b>    |
| 412900             | TFMA57651400 | TRANSFERS TO INTERIOR   | DN   | -5,156,000.00             | 0.00                  | -5,156,000.00            |
|                    | TFMA57652700 | TRANSFERS TO COAST GUARD - 70X8312  | DN   | -18,000,000.00            | 0.00                  | -18,000,000.00           |
|                    | TFMA57652800 | TRANSFERS TO COAST GUARD - 70X8349  | DN   | -7,802,454.26             | -2,061,081.22         | -9,863,535.48            |
|                    | TFMA57654300 | TRANSFERS TO EPA - FY APPROPRIATIONS  | DN   | -7,537,588.00             | 0.00                  | -7,537,588.00            |
| <b>Subtotal</b>    |              |   |  | <b>-38,496,042.26</b>     | <b>-2,061,081.22</b>  | <b>-40,557,123.48</b>    |
| 420100             | -            | PRIOR YEAR DELIVERED ORDERS - OBLIGATIONS-PAID  | DB   | -3,148.98                 | 0.00                  | -3,148.98                |
|                    | -            | PRIOR YEAR DELIVERED ORDERS - OBLIGATIONS-PAID  | DN   | -2,030,097.97             | 0.00                  | -2,030,097.97            |
|                    | -            | TOTAL ACTUAL RESOURCES - COLLECTED  | DB   | 87,166,116.63             | 0.00                  | 87,166,116.63            |
|                    | -            | TOTAL ACTUAL RESOURCES - COLLECTED  | DN   | 8,779,991,418.07          | 0.00                  | 8,779,991,418.07         |
| <b>Subtotal</b>    |              |   |  | <b>8,865,124,287.75</b>   | <b>0.00</b>           | <b>8,865,124,287.75</b>  |
| 439400             | TFMA53110010 | INTEREST ON INVESTMENTS   | DN   | -121,654,172.63           | -30,273,848.36        | -151,928,020.99          |
|                    | TFMA53200100 | FINES & PENALTIES (.001), (.003)  | DN   | -31,883.68                | -2,382,348.98         | -2,414,232.66            |
|                    | TFMA57651400 | TRANSFERS TO INTERIOR   | DN   | 5,156,000.00              | 0.00                  | 5,156,000.00             |
|                    | TFMA57652700 | TRANSFERS TO COAST GUARD - 70X8312  | DN   | 18,000,000.00             | 0.00                  | 18,000,000.00            |
|                    | TFMA57652800 | TRANSFERS TO COAST GUARD - 70X8349  | DN   | 7,802,454.26              | 2,061,081.22          | 9,863,535.48             |
|                    | TFMA57654300 | TRANSFERS TO EPA - FY APPROPRIATIONS  | DN   | 7,537,588.00              | 0.00                  | 7,537,588.00             |
|                    | TFMA58044200 | EXCISE TAXES  | DN   | -146,111,000.00           | -41,515,000.00        | -187,626,000.00          |
|                    | TFMA59000800 | COST RECOVERIES (.004)  | DN   | -708,645.19               | -4,852,722.68         | -5,561,367.87            |
|                    | TFMA61001200 | FISCAL SERVICE - REIMBURSABLE BILLING - OS  | DN   | 55,000.00                 | 13,750.00             | 68,750.00                |
|                    | XXXXXXXXXXXX | RECEIPTS UNAVAILABLE FOR OBLIGATION UPON COLLECTION   | XX   | -8,865,124,287.75         | 0.00                  | -8,865,124,287.75        |
| <b>Subtotal</b>    |              |   |  | <b>-9,095,078,946.99</b>  | <b>-76,949,088.80</b> | <b>-9,172,028,035.79</b> |
| 490200             | TFMA61001200 | FISCAL SERVICE - REIMBURSABLE BILLING - OS  | DN   | -55,000.00                | -13,750.00            | -68,750.00               |
| <b>Subtotal</b>    |              |   |  | <b>-55,000.00</b>         | <b>-13,750.00</b>     | <b>-68,750.00</b>        |
| 531100             | TFMA53110010 | INTEREST ON INVESTMENTS   | -  | -115,555,241.54           | -28,642,966.91        | -144,198,208.45          |
| <b>Subtotal</b>    |              |   |  | <b>-115,555,241.54</b>    | <b>-28,642,966.91</b> | <b>-144,198,208.45</b>   |
| 532000             | TFMA53200100 | FINES & PENALTIES (.001), (.003)  | -  | -31,883.68                | -2,382,348.98         | -2,414,232.66            |
| <b>Subtotal</b>    |              |   |  | <b>-31,883.68</b>         | <b>-2,382,348.98</b>  | <b>-2,414,232.66</b>     |
| 576500             | TFMA57651400 | TRANSFERS TO INTERIOR   | -  | 5,156,000.00              | 0.00                  | 5,156,000.00             |
|                    | TFMA57652700 | TRANSFERS TO COAST GUARD - 70X8312  | -  | 18,000,000.00             | 0.00                  | 18,000,000.00            |
|                    | TFMA57652800 | TRANSFERS TO COAST GUARD - 70X8349  | -  | 7,802,454.26              | 2,061,081.22          | 9,863,535.48             |
|                    | TFMA57654300 | TRANSFERS TO EPA - FY APPROPRIATIONS  | -  | 7,537,588.00              | 0.00                  | 7,537,588.00             |
| <b>Subtotal</b>    |              |   |  | <b>38,496,042.26</b>      | <b>2,061,081.22</b>   | <b>40,557,123.48</b>     |
| 580400             | TFMA58044200 | EXCISE TAXES  | -  | -146,111,000.00           | -41,515,000.00        | -187,626,000.00          |
| <b>Subtotal</b>    |              |   |  | <b>-146,111,000.00</b>    | <b>-41,515,000.00</b> | <b>-187,626,000.00</b>   |
| 590000             | TFMA59000800 | COST RECOVERIES (.004)  | -  | -708,645.19               | -4,852,722.68         | -5,561,367.87            |
| <b>Subtotal</b>    |              |   |  | <b>-708,645.19</b>        | <b>-4,852,722.68</b>  | <b>-5,561,367.87</b>     |
| 610000             | TFMA61001200 | FISCAL SERVICE - REIMBURSABLE BILLING - OS  | -  | 55,000.00                 | 13,750.00             | 68,750.00                |
| <b>Subtotal</b>    |              |   |  | <b>55,000.00</b>          | <b>13,750.00</b>      | <b>68,750.00</b>         |
| <b>Grand Total</b> |              |   |  | <b>0.00</b>               | <b>0.00</b>           | <b>0.00</b>              |



**Oil Spill Liability Trust Fund**  
**Investment Related - Trial Balance - Unaudited**  
**70X81851 - Denali**  
**FY 2024**  
**February 1, 2024 through February 29, 2024**  
**Period Name: 2024-05**

| USSGL              | COST CENTER  | USSGL/COST CENTER DESCRIPTION   | MANDATORY(M)/DISCRETIONARY(D) BALANCE(B)/NEW(N), COMBINATION(XX) | BEGINNING MONTHLY BALANCE | NET MONTHLY ACTIVITY | YEAR TO DATE BALANCE   |
|--------------------|--------------|---|--|---------------------------|----------------------|------------------------|
| 101000             | -            | FUND BALANCE WITH TREASURY  | -  | 0.00                      | 0.00                 | 0.00                   |
| 134200             | -            | INTEREST RECEIVABLE - INVESTMENTS   | -  | 642,879.30                | 242,123.37           | 885,002.67             |
| 161000             | -            | INVESTMENTS IN U.S. TREASURY SECURITIES ISSUED BY THE BUREAU OF THE FISCAL SERVICE                          | -  | 181,472,289.49            | 181,785.73           | 181,654,075.22         |
| 161100             | -            | DISCOUNT ON U.S. TREASURY SECURITIES ISSUED BY THE BUREAU OF THE FISCAL SERVICE                             | -  | -893,969.14               | 0.00                 | -893,969.14            |
| 161200             | -            | PREMIUM ON U.S. TREASURY SECURITIES ISSUED BY THE BUREAU OF THE FISCAL SERVICE                              | -  | 3,720,287.51              | 0.00                 | 3,720,287.51           |
| 161300             | -            | AMORTIZATION OF DISCOUNT AND PREMIUM ON U.S. TREASURY SECURITIES ISSUED BY THE BUREAU OF THE FISCAL SERVICE | -  | -2,187,943.18             | -53,618.32           | -2,241,561.48          |
| 331000             | -            | CUMULATIVE RESULTS OF OPERATIONS  | -  | -183,510,130.82           | 0.00                 | -183,510,130.82        |
| <b>Subtotal</b>    |              |   |  | <b>-756,586.82</b>        | <b>370,290.78</b>    | <b>-386,296.04</b>     |
| 411400             | TFMA53110010 | INTEREST ON INVESTMENTS   | DN   | 2,294,812.37              | 181,785.73           | 2,476,598.10           |
| <b>Subtotal</b>    |              |   |  | <b>2,294,812.37</b>       | <b>181,785.73</b>    | <b>2,476,598.10</b>    |
| 412900             | TFMA57652100 | TRANSFER TO DENALI COMMISSION   | DN   | -2,322,005.38             | 0.00                 | -2,322,005.38          |
| <b>Subtotal</b>    |              |   |  | <b>-2,322,005.38</b>      | <b>0.00</b>          | <b>-2,322,005.38</b>   |
| 420100             | -            | TOTAL ACTUAL RESOURCES - COLLECTED  | DN   | 180,605,513.36            | 0.00                 | 180,605,513.36         |
| <b>Subtotal</b>    |              |   |  | <b>180,605,513.36</b>     | <b>0.00</b>          | <b>180,605,513.36</b>  |
| 439400             | TFMA53110010 | INTEREST ON INVESTMENTS   | DN   | -2,294,812.37             | -181,785.73          | -2,476,598.10          |
|                    | TFMA57652100 | TRANSFER TO DENALI COMMISSION   | DN   | 2,322,005.38              | 0.00                 | 2,322,005.38           |
|                    | XXXXXXXXXX   | RECEIPTS UNAVAILABLE FOR OBLIGATION UPON COLLECTION   | XX   | -180,605,513.36           | 0.00                 | -180,605,513.36        |
| <b>Subtotal</b>    |              |   |  | <b>-180,578,320.35</b>    | <b>-181,785.73</b>   | <b>-180,760,106.08</b> |
| 531100             | TFMA53110010 | INTEREST ON INVESTMENTS   | -  | -1,565,418.56             | -370,290.78          | -1,935,709.34          |
| <b>Subtotal</b>    |              |   |  | <b>-1,565,418.56</b>      | <b>-370,290.78</b>   | <b>-1,935,709.34</b>   |
| 576500             | TFMA57652100 | TRANSFER TO DENALI COMMISSION   | -  | 2,322,005.38              | 0.00                 | 2,322,005.38           |
| <b>Subtotal</b>    |              |   |  | <b>2,322,005.38</b>       | <b>0.00</b>          | <b>2,322,005.38</b>    |
| <b>Grand Total</b> |              |   |  | <b>0.00</b>               | <b>0.00</b>          | <b>0.00</b>            |

**Oil Spill Liability Trust Fund**  
**Investment Related - Trial Balance - Unaudited**  
**70X81852 - OSRI**  
**FY 2024**  
**February 1, 2024 through February 29, 2024**  
**Period Name: 2024-05**

| USSGL              | COST CENTER  | USSGL/COST CENTER DESCRIPTION   | MANDATORY(M)/DISCRETIONARY(D) BALANCE(B)/NEW(N), COMBINATION(XX) | BEGINNING MONTHLY BALANCE | NET MONTHLY ACTIVITY | YEAR TO DATE BALANCE  |
|--------------------|--------------|---|--|---------------------------|----------------------|-----------------------|
| 134200             | -            | INTEREST RECEIVABLE - INVESTMENTS   | -  | 182,506.51                | 68,736.20            | 251,242.71            |
| 161000             | -            | INVESTMENTS IN U.S. TREASURY SECURITIES ISSUED BY THE BUREAU OF THE FISCAL SERVICE                          | -  | 35,394,783.15             | 0.00                 | 35,394,783.15         |
| 161100             | -            | DISCOUNT ON U.S. TREASURY SECURITIES ISSUED BY THE BUREAU OF THE FISCAL SERVICE                             | -  | -260,143.03               | 0.00                 | -260,143.03           |
| 161200             | -            | PREMIUM ON U.S. TREASURY SECURITIES ISSUED BY THE BUREAU OF THE FISCAL SERVICE                              | -  | 106,203.74                | 0.00                 | 106,203.74            |
| 161300             | -            | AMORTIZATION OF DISCOUNT AND PREMIUM ON U.S. TREASURY SECURITIES ISSUED BY THE BUREAU OF THE FISCAL SERVICE | -  | 114,068.87                | 1,347.79             | 115,416.66            |
| 331000             | -            | CUMULATIVE RESULTS OF OPERATIONS  | -  | -36,075,304.39            | 0.00                 | -36,075,304.39        |
| <b>Subtotal</b>    |              |   |  | <b>-537,885.15</b>        | <b>70,083.99</b>     | <b>-467,801.16</b>    |
| 411400             | TFMA53110010 | INTEREST ON INVESTMENTS   | DN   | 404,399.35                | 0.00                 | 404,399.35            |
| <b>Subtotal</b>    |              |   |  | <b>404,399.35</b>         | <b>0.00</b>          | <b>404,399.35</b>     |
| 412900             | TFMA57652800 | TRANSFERS TO COAST GUARD - 70X8349  | DN   | -829,056.65               | 0.00                 | -829,056.65           |
| <b>Subtotal</b>    |              |   |  | <b>-829,056.65</b>        | <b>0.00</b>          | <b>-829,056.65</b>    |
| 420100             | -            | TOTAL ACTUAL RESOURCES - COLLECTED  | DN   | 35,559,297.42             | 0.00                 | 35,559,297.42         |
| <b>Subtotal</b>    |              |   |  | <b>35,559,297.42</b>      | <b>0.00</b>          | <b>35,559,297.42</b>  |
| 439400             | TFMA53110010 | INTEREST ON INVESTMENTS   | DN   | -404,399.35               | 0.00                 | -404,399.35           |
|                    | TFMA57652800 | TRANSFERS TO COAST GUARD - 70X8349  | DN   | 829,056.65                | 0.00                 | 829,056.65            |
|                    | XXXXXXXXXX   | RECEIPTS UNAVAILABLE FOR OBLIGATION UPON COLLECTION   | XX   | -35,559,297.42            | 0.00                 | -35,559,297.42        |
| <b>Subtotal</b>    |              |   |  | <b>-35,134,640.12</b>     | <b>0.00</b>          | <b>-35,134,640.12</b> |
| 531100             | TFMA53110010 | INTEREST ON INVESTMENTS   | -  | -291,171.50               | -70,083.99           | -361,255.49           |
| <b>Subtotal</b>    |              |   |  | <b>-291,171.50</b>        | <b>-70,083.99</b>    | <b>-361,255.49</b>    |
| 576500             | TFMA57652800 | TRANSFERS TO COAST GUARD - 70X8349  | -  | 829,056.65                | 0.00                 | 829,056.65            |
| <b>Subtotal</b>    |              |   |  | <b>829,056.65</b>         | <b>0.00</b>          | <b>829,056.65</b>     |
| <b>Grand Total</b> |              |   |  | <b>0.00</b>               | <b>0.00</b>          | <b>0.00</b>           |

**Oil Spill Liability Trust Fund**  
**Investment Related - Balance Sheet - Unaudited**  
**70X8185 - Combined**  
**FY 2024**  
**February 29, 2024**  
**Period Name: 2024-05**

| Account Type                  | Account Description   | Ending Balance                  |
|-------------------------------|---|---------------------------------|
| <b>ASSETS</b>                 | FUND BALANCE WITH TREASURY  | 2,177,979.71                    |
|                               | INTEREST RECEIVABLE - INVESTMENTS   | 15,340,271.54                   |
|                               | INVESTMENTS IN U.S TREASURY SECURITIES ISSUED BY THE BUREAU OF THE FISCAL SERVICE                           | 9,569,653,397.87                |
|                               | DISCOUNT ON U.S. TREASURY SECURITIES ISSUED BY THE BUREAU OF THE FISCAL SERVICE                             | -183,908,595.59                 |
|                               | PREMIUM ON U.S. TREASURY SECURITIES ISSUED BY THE BUREAU OF THE FISCAL SERVICE                              | 42,567,414.55                   |
|                               | AMORTIZATION OF DISCOUNT AND PREMIUM ON U.S. TREASURY SECURITIES ISSUED BY THE BUREAU OF THE FISCAL SERVICE | 38,182,628.79                   |
| <b>TOTALS</b>                 |   | <b><u>9,484,013,096.87</u></b>  |
| <b>LIABILITY &amp; EQUITY</b> | CUMULATIVE RESULTS OF OPERATIONS  | -9,185,693,258.57               |
|                               | NET INCOME  | -298,319,838.30                 |
| <b>TOTALS</b>                 |   | <b><u>-9,484,013,096.87</u></b> |

**Oil Spill Liability Trust Fund**  
**Investment Related - Balance Sheet - Unaudited**  
**70X81850 - Oil Spill**  
**FY 2024**  
**February 29, 2024**  
**Period Name: 2024-05**

| <b>Account Type</b>           | <b>Account Description</b>  | <b>Ending Balance</b>           |
|-------------------------------|---|---------------------------------|
| <b>ASSETS</b>                 | FUND BALANCE WITH TREASURY  | 2,177,979.71                    |
|                               | INTEREST RECEIVABLE - INVESTMENTS   | 14,204,026.16                   |
|                               | INVESTMENTS IN U.S TREASURY SECURITIES ISSUED BY THE BUREAU OF THE FISCAL SERVICE                           | 9,352,604,539.50                |
|                               | DISCOUNT ON U.S. TREASURY SECURITIES ISSUED BY THE BUREAU OF THE FISCAL SERVICE                             | -182,754,483.42                 |
|                               | PREMIUM ON U.S. TREASURY SECURITIES ISSUED BY THE BUREAU OF THE FISCAL SERVICE                              | 38,740,923.30                   |
|                               | AMORTIZATION OF DISCOUNT AND PREMIUM ON U.S. TREASURY SECURITIES ISSUED BY THE BUREAU OF THE FISCAL SERVICE | 40,308,773.61                   |
| <b>TOTALS</b>                 |   | <b><u>9,265,281,758.86</u></b>  |
| <b>LIABILITY &amp; EQUITY</b> | CUMULATIVE RESULTS OF OPERATIONS  | -8,966,107,823.36               |
|                               | NET INCOME  | -299,173,935.50                 |
| <b>TOTALS</b>                 |   | <b><u>-9,265,281,758.86</u></b> |

**Oil Spill Liability Trust Fund**  
**Investment Related - Balance Sheet - Unaudited**  
**70X81851 - Denali**  
**FY 2024**  
**February 29, 2024**  
**Period Name: 2024-05**

| Account Type                  | Account Description   | Ending Balance                |
|-------------------------------|---|-------------------------------|
| <b>ASSETS</b>                 | INTEREST RECEIVABLE - INVESTMENTS   | 885,002.67                    |
|                               | INVESTMENTS IN U.S TREASURY SECURITIES ISSUED BY THE BUREAU OF THE FISCAL SERVICE                           | 181,654,075.22                |
|                               | DISCOUNT ON U.S. TREASURY SECURITIES ISSUED BY THE BUREAU OF THE FISCAL SERVICE                             | -893,969.14                   |
|                               | PREMIUM ON U.S. TREASURY SECURITIES ISSUED BY THE BUREAU OF THE FISCAL SERVICE                              | 3,720,287.51                  |
|                               | AMORTIZATION OF DISCOUNT AND PREMIUM ON U.S. TREASURY SECURITIES ISSUED BY THE BUREAU OF THE FISCAL SERVICE | -2,241,561.48                 |
| <b>TOTALS</b>                 |   | <b><u>183,123,834.78</u></b>  |
| <b>LIABILITY &amp; EQUITY</b> | CUMULATIVE RESULTS OF OPERATIONS  | -183,510,130.82               |
|                               | NET INCOME  | 386,296.04                    |
| <b>TOTALS</b>                 |   | <b><u>-183,123,834.78</u></b> |

**Oil Spill Liability Trust Fund**  
**Investment Related - Balance Sheet - Unaudited**  
**70X81852 - OSRI**  
**FY 2024**  
**February 29, 2024**  
**Period Name: 2024-05**

| Account Type                  | Account Description   | Ending Balance               |
|-------------------------------|---|------------------------------|
| <b>ASSETS</b>                 | INTEREST RECEIVABLE - INVESTMENTS   | 251,242.71                   |
|                               | INVESTMENTS IN U.S TREASURY SECURITIES ISSUED BY THE BUREAU OF THE FISCAL SERVICE                           | 35,394,783.15                |
|                               | DISCOUNT ON U.S. TREASURY SECURITIES ISSUED BY THE BUREAU OF THE FISCAL SERVICE                             | -260,143.03                  |
|                               | PREMIUM ON U.S. TREASURY SECURITIES ISSUED BY THE BUREAU OF THE FISCAL SERVICE                              | 106,203.74                   |
|                               | AMORTIZATION OF DISCOUNT AND PREMIUM ON U.S. TREASURY SECURITIES ISSUED BY THE BUREAU OF THE FISCAL SERVICE | 115,416.66                   |
| <b>TOTALS</b>                 |   | <b><u>35,607,503.23</u></b>  |
| <b>LIABILITY &amp; EQUITY</b> | CUMULATIVE RESULTS OF OPERATIONS  | -36,075,304.39               |
|                               | NET INCOME  | 467,801.16                   |
| <b>TOTALS</b>                 |   | <b><u>-35,607,503.23</u></b> |

**Oil Spill Liability Trust Fund**  
**Investment Related - Income Statement - Unaudited**  
**70X8185 - Combined**  
**FY 2024**  
**October 1, 2023 through February 29, 2024**  
**Period Name: 2024-05**

| Revenue Type       | USSGL            | Ussgl Description  | Cost Center  | Cost Center Description                    | Activity               | Ending Balance         |
|--------------------|------------------|--|--------------|--|------------------------|------------------------|
| <b>INCOME</b>      | 580400           | TAX REVENUE COLLECTED - EXCISE                           | TFMA58044200 | EXCISE TAXES                               | -41,515,000.00         | -187,626,000.00        |
|                    | <b>SUM USSGL</b> |  |              |  | <b>-41,515,000.00</b>  | <b>-187,626,000.00</b> |
|                    | 531100           | INTEREST REVENUE - INVESTMENTS - NON EXCHANGE            | TFMA53110010 | INTEREST ON INVESTMENTS                    | -29,083,341.68         | -146,495,173.28        |
|                    | <b>SUM USSGL</b> |  |              |  | <b>-29,083,341.68</b>  | <b>-146,495,173.28</b> |
|                    | 532000           | PENALTIES AND FINES REVENUE - NON EXCHANGE               | TFMA53200100 | FINES & PENALTIES (.001), (.003)           | -2,382,348.98          | -2,414,232.66          |
|                    | <b>SUM USSGL</b> |  |              |  | <b>-2,382,348.98</b>   | <b>-2,414,232.66</b>   |
|                    | 590000           | OTHER REVENUE - EXCHANGE                                 | TFMA59000800 | COST RECOVERIES (.004)                     | -4,852,722.68          | -5,561,367.87          |
| <b>SUM USSGL</b>   |                  |  |              | <b>-4,852,722.68</b>                       | <b>-5,561,367.87</b>   |                        |
| <b>TOTAL</b>       |                  |  |              | <b>-77,833,413.34</b>                      | <b>-342,096,773.81</b> |                        |
| <b>EXPENSES</b>    | 576500           | NONEXPENDITURE FINANCING SOURCES - TRANSFERS-OUT - OTHER | TFMA57651400 | TRANSFERS TO INTERIOR                      | 0.00                   | 5,156,000.00           |
|                    |                  |  | TFMA57652100 | TRANSFER TO DENALI COMMISSION              | 0.00                   | 2,322,005.38           |
|                    |                  |  | TFMA57652700 | TRANSFERS TO COAST GUARD - 70X8312         | 0.00                   | 18,000,000.00          |
|                    |                  |  | TFMA57652800 | TRANSFERS TO COAST GUARD - 70X8349         | 2,061,081.22           | 10,692,592.13          |
|                    |                  |  | TFMA57654300 | TRANSFERS TO EPA - FY APPROPRIATIONS       | 0.00                   | 7,537,588.00           |
|                    | <b>SUM USSGL</b> |  |              |  | <b>2,061,081.22</b>    | <b>43,708,185.51</b>   |
|                    | 610000           | OPERATING EXPENSES/PROGRAM COSTS                         | TFMA61001200 | FISCAL SERVICE - REIMBURSABLE BILLING - OS | 13,750.00              | 68,750.00              |
| <b>SUM USSGL</b>   |                  |  |              | <b>13,750.00</b>                           | <b>68,750.00</b>       |                        |
| <b>TOTAL</b>       |                  |  |              | <b>2,074,831.22</b>                        | <b>43,776,935.51</b>   |                        |
| <b>Grand Total</b> |                  |  |              | <b>-75,758,582.12</b>                      | <b>-298,319,838.30</b> |                        |

**Oil Spill Liability Trust Fund**  
**Investment Related - Income Statement - Unaudited**  
**70X81850 - Oil Spill**  
**FY 2024**  
**October 1, 2023 through February 29, 2024**  
**Period Name: 2024-05**

| Revenue Type       | USSGL            | Ussgl Description  | Cost Center  | Cost Center Description                    | Activity               | Ending Balance         |
|--------------------|------------------|--|--------------|--|------------------------|------------------------|
| <b>INCOME</b>      | 580400           | TAX REVENUE COLLECTED - EXCISE                           | TFMA58044200 | EXCISE TAXES                               | -41,515,000.00         | -187,626,000.00        |
|                    | <b>SUM USSGL</b> |  |              |  | <b>-41,515,000.00</b>  | <b>-187,626,000.00</b> |
|                    | 531100           | INTEREST REVENUE - INVESTMENTS - NON EXCHANGE            | TFMA53110010 | INTEREST ON INVESTMENTS                    | -28,642,966.91         | -144,198,208.45        |
|                    | <b>SUM USSGL</b> |  |              |  | <b>-28,642,966.91</b>  | <b>-144,198,208.45</b> |
|                    | 532000           | PENALTIES AND FINES REVENUE - NON EXCHANGE               | TFMA53200100 | FINES & PENALTIES (.001), (.003)           | -2,382,348.98          | -2,414,232.66          |
|                    | <b>SUM USSGL</b> |  |              |  | <b>-2,382,348.98</b>   | <b>-2,414,232.66</b>   |
|                    | 590000           | OTHER REVENUE - EXCHANGE                                 | TFMA59000800 | COST RECOVERIES (.004)                     | -4,852,722.68          | -5,561,367.87          |
| <b>SUM USSGL</b>   |                  |  |              | <b>-4,852,722.68</b>                       | <b>-5,561,367.87</b>   |                        |
| <b>TOTAL</b>       |                  |  |              | <b>-77,393,035.57</b>                      | <b>-339,799,808.98</b> |                        |
| <b>EXPENSES</b>    | 576500           | NONEXPENDITURE FINANCING SOURCES - TRANSFERS-OUT - OTHER | TFMA57651400 | TRANSFERS TO INTERIOR                      | 0.00                   | 5,156,000.00           |
|                    |                  |  | TFMA57652700 | TRANSFERS TO COAST GUARD - 70X8312         | 0.00                   | 18,000,000.00          |
|                    |                  |  | TFMA57652800 | TRANSFERS TO COAST GUARD - 70X8349         | 2,061,081.22           | 9,863,535.48           |
|                    |                  |  | TFMA57654300 | TRANSFERS TO EPA - FY APPROPRIATIONS       | 0.00                   | 7,537,588.00           |
|                    | <b>SUM USSGL</b> |  |              |  | <b>2,061,081.22</b>    | <b>40,557,123.48</b>   |
|                    | 610000           | OPERATING EXPENSES/PROGRAM COSTS                         | TFMA61001200 | FISCAL SERVICE - REIMBURSABLE BILLING - OS | 13,750.00              | 68,750.00              |
|                    | <b>SUM USSGL</b> |  |              |  | <b>13,750.00</b>       | <b>68,750.00</b>       |
| <b>TOTAL</b>       |                  |  |              | <b>2,074,831.22</b>                        | <b>40,625,873.48</b>   |                        |
| <b>Grand Total</b> |                  |  |              | <b>-75,318,207.35</b>                      | <b>-299,173,935.50</b> |                        |



**Oil Spill Liability Trust Fund**  
**Investment Related - Income Statement - Unaudited**  
**70X81851 - Denali**  
**FY 2024**  
**October 1, 2023 through February 29, 2024**  
**Period Name: 2024-05**

| Revenue Type | USSGL     | Ussgl Description                    | Cost Center  | Cost Center Description       | Activity    | Ending Balance |
|--------------|-----------|--------------------------------------|--------------|-------------------------------|-------------|----------------|
| INCOME       | 531100    | INTEREST REVENUE - INVESTMENTS - NON | TFMA53110010 | INTEREST ON INVESTMENTS       | -370,290.78 | -1,935,709.34  |
|              | SUM USSGL | EXCHANGE                             |              |                               |             |                |
|              |           |                                      |              |                               | -370,290.78 | -1,935,709.34  |
| TOTAL        |           |                                      |              |                               | -370,290.78 | -1,935,709.34  |
| EXPENSES     | 576500    | NONEXPENDITURE FINANCING SOURCES -   | TFMA57652100 | TRANSFER TO DENALI COMMISSION | 0.00        | 2,322,005.38   |
|              | SUM USSGL | TRANSFERS-OUT - OTHER                |              |                               |             |                |
|              |           |                                      |              |                               | 0.00        | 2,322,005.38   |
| TOTAL        |           |                                      |              |                               | 0.00        | 2,322,005.38   |
| Grand Total  |           |                                      |              |                               | -370,290.78 | 386,296.04     |

**Oil Spill Liability Trust Fund**  
**Investment Related - Income Statement - Unaudited**  
**70X81852 - OSRI**  
**FY 2024**  
**October 1, 2023 through February 29, 2024**  
**Period Name: 2024-05**

| Revenue Type       | USSGL            | Ussgl Description                    | Cost Center  | Cost Center Description            | Activity   | Ending Balance |
|--------------------|------------------|--------------------------------------|--------------|------------------------------------|------------|----------------|
| <b>INCOME</b>      | 531100           | INTEREST REVENUE - INVESTMENTS - NON | TFMA53110010 | INTEREST ON INVESTMENTS            | -70,083.99 | -361,255.49    |
|                    | <b>SUM USSGL</b> | EXCHANGE                             |              |                                    |            |                |
|                    |                  |                                      |              |                                    | -70,083.99 | -361,255.49    |
| <b>TOTAL</b>       |                  |                                      |              |                                    | -70,083.99 | -361,255.49    |
| <b>EXPENSES</b>    | 576500           | NONEXPENDITURE FINANCING SOURCES -   | TFMA57652800 | TRANSFERS TO COAST GUARD - 70X8349 | 0.00       | 829,056.65     |
|                    | <b>SUM USSGL</b> | TRANSFERS-OUT - OTHER                |              |                                    |            |                |
|                    |                  |                                      |              |                                    | 0.00       | 829,056.65     |
| <b>TOTAL</b>       |                  |                                      |              |                                    | 0.00       | 829,056.65     |
| <b>Grand Total</b> |                  |                                      |              |                                    | -70,083.99 | 467,801.16     |

**Oil Spill Liability Trust Fund**  
**Monthly Transaction Activity**  
**70X8185 - Combined**  
**FY 2024**  
**February 2024**  
**Period Name: 2024-05**

| TRANSACTION CODE   | DESCRIPTION                                | MANDATORY/DISCRETIONARY | BFY  | PERIOD  | POSTED DATE | AMOUNT                |
|--------------------|--|-------------------------|------|---------|-------------|-----------------------|
| TFMA53200100       | FINES & PENALTIES (.001), (.003)           | DN                      | 2024 | 2024-05 | 02/09/2024  | -1,963.74             |
| TFMA53200100       | FINES & PENALTIES (.001), (.003)           | DN                      | 2024 | 2024-05 | 02/16/2024  | -4,938.28             |
| TFMA53200100       | FINES & PENALTIES (.001), (.003)           | DN                      | 2024 | 2024-05 | 02/23/2024  | -5,939.28             |
| TFMA53200100       | FINES & PENALTIES (.001), (.003)           | DN                      | 2024 | 2024-05 | 03/01/2024  | -2,369,507.68         |
| TFMA53200100       | FINES & PENALTIES (.001), (.003)           | Subtotal                |      |         |             | -2,382,348.98         |
| <b>Total</b>       |  |                         |      |         |             | <b>-2,382,348.98</b>  |
| TFMA57652800       | TRANSFERS TO COAST GUARD - 70X8349         | DN                      | 2024 | 2024-05 | 02/02/2024  | 112,749.20            |
| TFMA57652800       | TRANSFERS TO COAST GUARD - 70X8349         | DN                      | 2024 | 2024-05 | 02/09/2024  | 149,747.50            |
| TFMA57652800       | TRANSFERS TO COAST GUARD - 70X8349         | DN                      | 2024 | 2024-05 | 02/16/2024  | 571,505.85            |
| TFMA57652800       | TRANSFERS TO COAST GUARD - 70X8349         | DN                      | 2024 | 2024-05 | 02/23/2024  | 1,005,477.95          |
| TFMA57652800       | TRANSFERS TO COAST GUARD - 70X8349         | DN                      | 2024 | 2024-05 | 03/04/2024  | 221,600.72            |
| TFMA57652800       | TRANSFERS TO COAST GUARD - 70X8349         | Subtotal                |      |         |             | 2,061,081.22          |
| <b>Total</b>       |  |                         |      |         |             | <b>2,061,081.22</b>   |
| TFMA8044200        | EXCISE TAXES                               | DN                      | 2024 | 2024-05 | 02/08/2024  | -19,582,000.00        |
| TFMA8044200        | EXCISE TAXES                               | DN                      | 2024 | 2024-05 | 02/26/2024  | -21,933,000.00        |
| TFMA8044200        | EXCISE TAXES                               | Subtotal                |      |         |             | -41,515,000.00        |
| <b>Total</b>       |  |                         |      |         |             | <b>-41,515,000.00</b> |
| TFMA59000800       | COST RECOVERIES (.004)                     | DN                      | 2024 | 2024-05 | 02/02/2024  | -4,694,553.35         |
| TFMA59000800       | COST RECOVERIES (.004)                     | DN                      | 2024 | 2024-05 | 02/09/2024  | -21,716.37            |
| TFMA59000800       | COST RECOVERIES (.004)                     | DN                      | 2024 | 2024-05 | 02/16/2024  | -30,836.61            |
| TFMA59000800       | COST RECOVERIES (.004)                     | DN                      | 2024 | 2024-05 | 02/23/2024  | -75,543.60            |
| TFMA59000800       | COST RECOVERIES (.004)                     | DN                      | 2024 | 2024-05 | 03/01/2024  | -30,072.75            |
| TFMA59000800       | COST RECOVERIES (.004)                     | Subtotal                |      |         |             | -4,852,722.68         |
| <b>Total</b>       |  |                         |      |         |             | <b>-4,852,722.68</b>  |
| TFMA61001200       | FISCAL SERVICE - REIMBURSABLE BILLING - OS | DN                      | 2024 | 2024-05 | 02/21/2024  | 13,750.00             |
| TFMA61001200       | FISCAL SERVICE - REIMBURSABLE BILLING - OS | Subtotal                |      |         |             | 13,750.00             |
| <b>Total</b>       |  |                         |      |         |             | <b>13,750.00</b>      |
| <b>Grand Total</b> |  |                         |      |         |             | <b>-46,675,240.44</b> |

**Oil Spill Liability Trust Fund**  
**Monthly Transaction Activity**  
**70X81850 - Oil Spill**  
**FY 2024**  
**February 2024**  
**Period Name: 2024-05**

| TRANSACTION CODE   | DESCRIPTION                                | MANDATORY/DISCRETIONARY | BFY  | PERIOD  | POSTED DATE | AMOUNT                |
|--------------------|--|-------------------------|------|---------|-------------|-----------------------|
| TFMA53200100       | FINES & PENALTIES (.001), (.003)           | DN                      | 2024 | 2024-05 | 02/09/2024  | -1,963.74             |
| TFMA53200100       | FINES & PENALTIES (.001), (.003)           | DN                      | 2024 | 2024-05 | 02/16/2024  | -4,938.28             |
| TFMA53200100       | FINES & PENALTIES (.001), (.003)           | DN                      | 2024 | 2024-05 | 02/23/2024  | -5,939.28             |
| TFMA53200100       | FINES & PENALTIES (.001), (.003)           | DN                      | 2024 | 2024-05 | 03/01/2024  | -2,369,507.68         |
| TFMA53200100       | FINES & PENALTIES (.001), (.003)           | Subtotal                |      |         |             | <b>-2,382,348.98</b>  |
| <b>Total</b>       |  |                         |      |         |             | <b>-2,382,348.98</b>  |
| TFMA57652800       | TRANSFERS TO COAST GUARD - 70X8349         | DN                      | 2024 | 2024-05 | 02/02/2024  | 112,749.20            |
| TFMA57652800       | TRANSFERS TO COAST GUARD - 70X8349         | DN                      | 2024 | 2024-05 | 02/09/2024  | 149,747.50            |
| TFMA57652800       | TRANSFERS TO COAST GUARD - 70X8349         | DN                      | 2024 | 2024-05 | 02/16/2024  | 571,505.85            |
| TFMA57652800       | TRANSFERS TO COAST GUARD - 70X8349         | DN                      | 2024 | 2024-05 | 02/23/2024  | 1,005,477.95          |
| TFMA57652800       | TRANSFERS TO COAST GUARD - 70X8349         | DN                      | 2024 | 2024-05 | 03/04/2024  | 221,600.72            |
| TFMA57652800       | TRANSFERS TO COAST GUARD - 70X8349         | Subtotal                |      |         |             | <b>2,061,081.22</b>   |
| <b>Total</b>       |  |                         |      |         |             | <b>2,061,081.22</b>   |
| TFMA58044200       | EXCISE TAXES                               | DN                      | 2024 | 2024-05 | 02/08/2024  | -19,582,000.00        |
| TFMA58044200       | EXCISE TAXES                               | DN                      | 2024 | 2024-05 | 02/26/2024  | -21,933,000.00        |
| TFMA58044200       | EXCISE TAXES                               | Subtotal                |      |         |             | <b>-41,515,000.00</b> |
| <b>Total</b>       |  |                         |      |         |             | <b>-41,515,000.00</b> |
| TFMA59000800       | COST RECOVERIES (.004)                     | DN                      | 2024 | 2024-05 | 02/02/2024  | -4,694,553.35         |
| TFMA59000800       | COST RECOVERIES (.004)                     | DN                      | 2024 | 2024-05 | 02/09/2024  | -21,716.37            |
| TFMA59000800       | COST RECOVERIES (.004)                     | DN                      | 2024 | 2024-05 | 02/16/2024  | -30,836.61            |
| TFMA59000800       | COST RECOVERIES (.004)                     | DN                      | 2024 | 2024-05 | 02/23/2024  | -75,543.60            |
| TFMA59000800       | COST RECOVERIES (.004)                     | DN                      | 2024 | 2024-05 | 03/01/2024  | -30,072.75            |
| TFMA59000800       | COST RECOVERIES (.004)                     | Subtotal                |      |         |             | <b>-4,852,722.68</b>  |
| <b>Total</b>       |  |                         |      |         |             | <b>-4,852,722.68</b>  |
| TFMA61001200       | FISCAL SERVICE - REIMBURSABLE BILLING - OS | DN                      | 2024 | 2024-05 | 02/21/2024  | 13,750.00             |
| TFMA61001200       | FISCAL SERVICE - REIMBURSABLE BILLING - OS | Subtotal                |      |         |             | <b>13,750.00</b>      |
| <b>Total</b>       |  |                         |      |         |             | <b>13,750.00</b>      |
| <b>Grand Total</b> |  |                         |      |         |             | <b>-46,675,240.44</b> |

Oil Spill Liability Trust Fund  
Monthly Transaction Activity  
70X81851 - Denali  
FY 2024  
February 2024  
Period Name: 2024-05

| TRANSACTION CODE | DESCRIPTION | MANDATORY/DISCRETIONARY | BFY | PERIOD | POSTED DATE | AMOUNT |
|------------------|-------------|-------------------------|-----|--------|-------------|--------|
|                  |             |                         |     |        |             |        |
|                  |             |                         |     |        |             |        |
|                  |             |                         |     |        |             |        |
|                  |             |                         |     |        |             |        |

Oil Spill Liability Trust Fund  
Monthly Transaction Activity  
70X81852 - OSRI  
FY 2024  
February 2024  
Period Name: 2024-05

| TRANSACTION CODE | DESCRIPTION | MANDATORY/DISCRETIONARY | BFY | PERIOD | POSTED DATE | AMOUNT |
|------------------|-------------|-------------------------|-----|--------|-------------|--------|
|                  |             |                         |     |        |             |        |
|                  |             |                         |     |        |             |        |
|                  |             |                         |     |        |             |        |
|                  |             |                         |     |        |             |        |

# Oil Spill Liability Trust Fund

## 70X8185

### February 2024

### Footnotes

#### (1) Summary of Significant Accounting Policies

##### *(a) Reporting Entity*

The accompanying Balance Sheet of the Oil Spill Liability Trust Fund and related Income Statement pertain to the aspects of the Oil Spill Liability Trust Fund that is serviced by the Funds Management Branch (FMB) of the Bureau of the Fiscal Service (Fiscal Service) of the U.S. Department of the Treasury (Treasury). The Oil Spill Liability Trust Fund was created by legislation enacted by the U.S. Congress.

FMB acts as a service organization which processes receipts, disbursements, and transfers related to the Oil Spill Liability Trust Fund based upon information received and recorded by FMB from Treasury's Office of Tax Analysis (OTA) and the Internal Revenue Service (IRS), and the program agency responsible for the trust fund activity, Treasury's Bureau of the Fiscal Service (Fiscal Service), and other Treasury bureaus. As part of its functions, Fiscal Service also manages the investments, maintains related accounting records and supporting documentation, and reports financial activity. The financial activity reported in the accompanying Balance Sheet and Income Statement is limited to the activities performed by FMB.

The program agency is responsible for administering, regulating, and monitoring the program activities funded by the trust fund. The program agency makes all decisions regarding dispositions from the trust funds. As such, the Balance Sheet and Income Statement do not include information regarding the ultimate disposition of amounts transferred from the trust fund to the program agency.

The program agency is responsible for reporting on the financial position of the trust fund. As such, the financial position of the trust fund in the program agency's records may differ from what has been illustrated in the accompanying Balance Sheet and Income Statement.

##### *(b) Basis of Presentation*

The Balance Sheet and Income Statement have been prepared to report the assets and liabilities of the trust funds under the function performed by FMB, and the related activity, in accordance with the measurement and criteria discussed below.

##### *(c) Basis of Accounting*

The Investments on the Balance Sheet, and Interest Revenue on Investments reported on the Income Statement, are reported using the accrual basis of accounting. All other accounts and activity reported on the Balance Sheet, and Income Statement, are reported on the cash basis.

##### *(d) Fund Balance with Treasury*

The Trust Fund does not maintain cash in commercial bank accounts. Treasury processes cash receipts and disbursements. Fund Balance with Treasury represents net revenue, disposition of revenue, and investment activity. Fund balance with Treasury is reported based on the balance reported by the Fiscal Service's Government-wide Accounting and Reporting Modernization Project (GWA) Account Statement and reconciling transactions identified and recorded by FMB.

##### *(e) Interest Receivables*

Interest receivables are calculated and reported by FMB based on the investment terms received and recorded by FMB from Fiscal Service's Federal Investments & Borrowings Branch (FIBB) in the investment confirmations and monthly statements of account.

##### *(f) Investments*

Pursuant to authorizing legislation, the Secretary of the Treasury shall invest, at the direction of the program agencies, such portion of the trust fund balances as is not, in the judgment of the program agencies, necessary to meet current withdrawals. Such investments shall be in non-marketable par value or non-marketable market-based securities as authorized by legislation. Par value securities are special issue bonds or certificates of indebtedness that bear interest determined by legislation or the Treasury. Market-based securities are Treasury securities that are not traded on any securities exchange, but mirror the prices of marketable securities with similar terms. Both par value and market-based securities are issued and redeemed by FIBB.

FMB follows Treasury fiscal investment policy guidelines. FMB determines the term of the securities purchased based on direction provided by the program agency. The securities are acquired and held in the name of the Secretary of the Treasury for the trust fund. The interest on and proceeds from the sale or redemption of any security held for the trust fund is credited to the trust fund. Investments are selected for liquidation based on the following order: earliest maturity date, lowest prevailing interest rate, and first security in first security out.

Investments are calculated and reported at net cost based on the cost and premium/discount amounts reported to FMB in the investment confirmations and monthly statements of account received from FIBB.

Link to Fiscal Service's Federal Investment Branch Investment Statement of Account: FIBB Investment Account Statement

[FIB Investment Account Statement](#)

##### *(g) Equity*

Equity is calculated and reported by FMB based on the assets of the trust fund. Equity is calculated as the difference between Total Assets and Total Liabilities.

**Oil Spill Liability Trust Fund**  
**70X8185**  
**February 2024**  
**Footnotes**

**(h) Interest Revenue**

Interest revenue is reported based on the amounts received and recorded by FMB from FIB in the monthly statements of account and accrued interest and amortization calculated by FMB. Amortization of any premiums and discounts on investments is calculated and reported by FMB based on the investment terms reported to FMB by FIBB using the straight-line method for investments with a term equal to or less than one year and using the level yield method which approximates the interest method for investments with a term of greater than one year.

As stated above in (c) Basis of Accounting, the Investments on the Balance Sheet and Interest Revenue on Investments reported on the Income Statement are reported using the accrual basis of accounting. The following amounts represent cash basis interest earnings for the current month and the current fiscal year to date.

|          | <u>Current Month</u> | <u>Fiscal Year-to-Date</u> |
|----------|----------------------|----------------------------|
| 70X8185  | \$30,273,848.36      | \$151,928,020.99           |
| 70X81851 | \$181,785.73         | \$2,476,598.10             |
| 70X81852 | \$0.00               | \$404,399.35               |
|          | \$30,455,634.09      | \$154,809,018.44           |

**(i) Revenues**

Pursuant to authorizing legislation, revenue activity recorded in the trust funds consists primarily of interest, penalties, fines, administrative fees, transfers in from program agencies, tax revenues, tax adjustments, tax refunds, premiums, cost recoveries, and other income, which are transferred from the General Fund of the Treasury or from program agencies to the Trust Funds.

Penalties, fines, administrative fees, transfers in from program agencies, premiums, cost recoveries, and other income are reported based on the amounts received and recorded by FMB from Fiscal Service and the program agencies responsible for the respective trust fund activity.

Tax revenues, tax adjustments, and tax refunds are reported based on the amounts received and recorded by FMB from the OTA, IRS, Fiscal Service, and/or U.S. Customs and Border Protection. OTA estimates the tax revenues each month based on projected tax receipts and provides the estimates to Fiscal Service. Fiscal Service transfers the amount of estimated taxes to the trust fund accounts. The IRS or program agencies generally certify the tax revenues within two quarters after the taxes are estimated (i.e., 1st quarter estimate is certified in the 3rd quarter) and provide this certification to Fiscal Service. Fiscal Service calculates the tax adjustment as the difference between the taxes estimated by OTA and taxes certified by the IRS/program agencies and adjusts the trust fund accounts accordingly. Fiscal Service reports the tax adjustments to FMB. As a result of the timing of the certifications, the Income Statement includes certified tax revenues (i.e. actual tax revenues) for the first three quarters of the fiscal year and estimated tax revenues for the last quarter of the fiscal year.

**(j) Transfers to Program Agencies**

Dispositions from the Trust Fund are made in accordance with the authorizing legislation to the program agency, which is responsible for the ultimate disposition of such funds, to cover program administration and related costs as defined by law. Transfers to program agencies are calculated and reported based on the disbursement request amounts received and recorded by FMB from the program agency responsible for the respective trust fund activity and the disbursement amounts returned and recorded by FMB from the program agencies responsible for the respective trust fund activity.

**(k) Reimbursements to Treasury Bureaus and the General Fund (Operating Expenses/Program Costs)**

In the case of the Oil Spill Liability Trust Fund, Fiscal Service is authorized by law to receive direct reimbursement from the trust funds for certain administrative expenses (operating expenses/program costs). Also, the Secretary of the Treasury is directed by law to charge trust funds to reimburse the General Fund for administrative expenses incurred by other Treasury bureaus in performing activities related to administering the trust funds. These reimbursement amounts are determined by Treasury based on its assessment of the estimated cost of the services provided. Reimbursements to Treasury bureaus and the General Fund are reported based on the disbursement request amounts received and recorded by FMB from various Treasury bureaus, including the Fiscal Service.

**(2) Related Parties**

FMB, on behalf of the Secretary of the Treasury, compiles amounts deposited into the trust fund, invests receipts in Treasury securities, redeems securities and transfers funds to the program agency, maintains accounting records for receipts and disbursements of the trust fund, and reports trust fund financial activity to the program agencies and other interested parties. The program agency, OTA, IRS, and/or Fiscal Service determine the amounts to be deposited in the trust fund. The program agency determines the disposition of the trust fund balances.